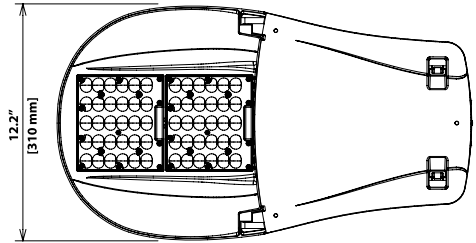
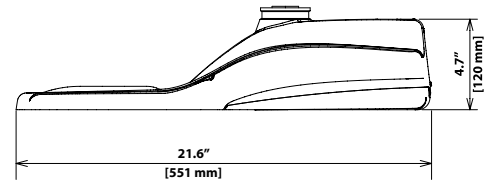
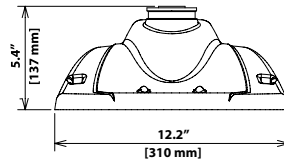


GreenCobra™ Midsize LED Street Light

GCM J-Series Specification Data Sheet

Luminaire Data

Weight 11 lbs [5.0 kg]
EPA 0.44 ft²



Ordering Information

Sample Catalog No. GCM2-60J-MV-30K-2R-GY-130-PCR7-WL

Model*	LED Code	Voltage	Color Temperature	Distribution	Finish ¹	Output Code ²	Options
GCM1* GCM2* GCM3*	60J	MV 120-277V HV 347-480V	30K 3000K 40K 4000K 50K 5000K	2R Type 2 3R Type 3R 3F Type 3F 4 Type 4 5 Type 5	GY Gray DB Dark Bronze BK Black	Refer to Page 3 to select the performance code.	FOC ³ Fixed Output Code LPCR Less Photocontrol Receptacle PCR7 ⁴ ANSI 7-wire Photocontrol Receptacle PCR7-CR ⁵ Control Ready 7-wire PC Receptacle MSL3 Motion Sensor, L3 Lens MSL7 Motion Sensor, L7 Lens WL Utility Wattage Label 4B 4-Bolt Mounting Bracket RWG Rubber Wildlife Guard SWTB Straight Wire Terminal Block BBL Bubble Level DSC Door Safety Cable CF ⁶ Coastal Paint Finish SP2 ⁷ Extreme Surge Protection, 20KV/10KA, Fail-to-on LSSP2 ⁷ Extreme Surge Protection, Fail-to-off, 20kv/10kA Rating

* Refer to performance data table on page 3 for specific model with corresponding output code

Notes:

- 1 Gray, Black, and Dark Bronze standard. Consult factory for other finishes. See page 2 for RAL codes of Standard finishes.
- 2 Specified output code is the factory set lumen performance. Refer to performance data table on page 3 of this spec sheet. Field adjustable output selector enables fixture to be changed in the field to adjust light output for local conditions (not available with Fixed Output Code, FOC) or PCR7-CR option. Consult factory if wattage limits require a special drive current.
- 3 Non-field adjustable, fixed output code. Specify required output code. Not available with PCR7-CR option.
- 4 Includes output selector that enables field adjustability of light levels. Includes connectors to allow easy upgrade of wireless dimming via PCR7. Wireless node by others.
- 5 Control-ready wired at factory for wireless node dimming (node by others). Output selector not included in the fixture. Not able to adjust above specified output code.
- 6 Specify the CF Option for coastal installation. See warranty for details.
- 7 Standard surge protection, 10kV/5kA, fail-to-on, meets enhanced surge protection based on ANSI 136.25-2015 3-part test.
- 8 Flush mounted house side shield. Shield cuts light off at 1 mounting height behind luminaire. Gray frame with black louvres.
- 9 Flush mounted cul-de-sac shield. Shield cuts light off at 1 mounting height behind luminaire and 2 times the mounting height on either side of luminaire. Gray frame with black louvres.
- 10 Flush mounted front side shield cuts light off at approximately 1 1/2 mounting height in front of luminaire (street side). Gray frame with black louvres.
- 11 Specify Color (GY, DB, BK). Refer to Leotek web site for specific mounting details and drawings at <https://leotek.com/lighting-library/>
- 12 Specify MV (120-277V) or HV (347V-480V)

Accessories*

HSSJGCM ⁸	House Side Shield, Snap-On*
CSSJGCM ⁹	Cul-De-Sac Side Shield, Snap-On*
FSSJGCM ¹⁰	Front Side Shield, Snap-On*
SPB ¹¹	Square Pole Horizontal Arm Bracket
RPB ¹¹	Round Pole Horizontal Arm Bracket
PTB ¹¹	Pole Top Tenon Horizontal Arm Bracket
PTB2 ¹¹	Pole Top Tenon Horizontal Arm Bracket (2@180°)
WB ¹¹	Wall Horizontal Arm Bracket
BSK	Bird Deterrent Spider Kit
LLPC ¹²	Long-Life Twist Lock Photocontrol
SC	Twist Lock Shorting Cap

*Unless specified for field installation, Shields and Shorting Caps are shipped installed. All other options are shipped separately.



Luminaire Specifications

Housing

Die cast aluminum housing with universal two-bolt slip fitter mounts to 1-1/4" to 2" (1-5/8" to 2-3/8" O.D.) diameter mast arm. One-piece aluminum housing provides passive heat-sinking of the LEDs and has upper surfaces that shed precipitation. Four-bolt mounting bracket (4B option) is available. Mounting provisions meet 3G vibration per ANSI C136.31-2010 Normal Application, Bridge & Overpass by independent test lab. Mounting has leveling adjustment from ± 5° in 2.5° steps. All hardware is stainless steel. Electrical components are accessed without tools via die cast aluminum door with stainless steel quick release latches. Provided standard with removable polycarbonate wild life guard. For additional protection, optional rubber wildlife guard (RWG) which conforms snugly to the mast arm is offered.

Light Emitting Diodes

LEDs produce minimum 90% of initial intensity at 60,000 hours of life per IES recommended lumen maintenance life projection based on 6 times the duration of the collected LM-80 data. For details on IESNA Position on LED Product Lifetime Prediction, PS-10-18. LEDs have correlated color temperature of 3000K (30K), 4000K (40K), or 5000K (50K) and 70 CRI minimum. LEDs are ROHS compliant, 100% mercury and lead free.

Field Adjustability

LED lumen output can be changed in the field to adjust light output for local conditions (not available with PCR7-CR option). The specified output code will be the factory set output. Field adjustments can be made with the output selector included in the fixture. Field adjustable range shown in performance data table.

Quality Control

Every luminaire is performance tested before and after a 2-hour burn-in period. Assembled in the USA.

Optical Systems

Micro-lens optical systems produce IESNA Type 2, Type 3, Type 4, or Type 5 distributions and are fully sealed to maintain an IP66 rating. Luminaire produces 0% total lumens above 90° (BUG Rating, U=0). Optional house side shield cuts light off at 1/2 mounting height behind luminaire. Front side shield cuts light off at approximately one mounting height in front of the luminaire (street side). Cul-de-sac shield provides back and side light control for end of cul-de-sac applications. All shields are field installable without tools.

Electrical

Rated life of electrical components is 100,000 hours. Uses isolated power supply that is 1-10V dimmable. Power supply is wired with quick-disconnect terminals. EMC meets or exceeds FCC CFR Part 15. Terminal block accommodates 6 to 14 gauge wire. Surge protection complies with IEEE/ANSI C62.41 Category C High, 10kV/5kA and ANSI C136.2-2015, 3-part test.

Power Supply

IP66 rated power power supply with high power factor of > 90%. Auto sensing universal AC input from 120 to 277VAC (MV model) and 347 to 480VAC (HV mode) rated for both line to line and line to neutral applications. Maximum THD rating of 20%. Class 1 or Class 2. Built-in overheating protection mechanism will reduce drive current to LEDs and electrical components if the driver experiences unusual internal overheating situation. Built-in short circuit, voltage overload, and current overload protection with automatic recovery after correction.

Controls

3-Wire photocontrol receptacle is standard. ANSI C136.41 7-wire (PCR7) photocontrol receptacle is available. All photocontrol receptacles have tool-less rotatable bases. Wireless control module is provided by others.

Finish

Housing receives a durable, fade-resistant polyester powder coat finish with 3.0 mil nominal thickness. Standard finish tested to withstand 5000 hours in salt spray exposure per ASTM B117 and Coastal Finish per ASTM G85. Finish meets scribe creepage rating 8 per ASTM D1654. Finish tested 500 hours in UV exposure per ASTM G154 and meets ASTM D523 gloss retention.

Listings/Ratings/Labels

Luminaires are UL listed for use in wet locations in the United States and Canada. DesignLights Consortium™ qualified product. Consult DLC QPL for Standard and Premium Classification Listings. All electronic components inside of the luminaire are NRTL damp location rated per ANSI 136.37-2011 Ingress Protection standard. International Dark Sky Association listed. Luminaire is qualified to operate at ambient temperatures of -40°C to 40°C. Assembled in the U.S.A

Photometry

Luminaires photometrics are tested by certified independent testing laboratories in accordance with IES LM-79 testing procedures.

Warranty

10-year limited warranty is standard on luminaire and components. See Leotek.com for warranty details.

Vandal Resistance

Housing and optics rated to IK10

Certification and Compliance

Luminaire complies with:
ANSI: C136.2, C136.3, C136.10, C136.13, C136.15, C136.22, C136.31, C136.35, C136.37, C136.41, C62.41, C78.377, C82.77
Other: FCC 47 CFR, IEC 60598, ROHS II, UL 1449, UL 1598

Color Specifications

Order Code	Color	RAL #	Pantone Equivalent
GY	Gray	7040	429C
BK	Black	9004	426C
DB	Dark Bronze	6022	BLACK 2C

TM21 Lumen Maintenance per IES TM21-11 Calculation

Model Number	60,000 Hours*	80,000 Hours	100,000 Hours
All GCM 60J	>96%	>95%	>94%

*Calculation based on IES position statement on Lumen Maintenance Life Projections

Performance Data: 3000K (30K)

All data nominal. IES files for all CCTs available at leotek.com.

Product	LED Code	Output Code	System Wattage (W)	Delivered Lumens (Lm) ¹	Efficacy (Lm/W)	System Drive Current (mA) ²	Field Adjustable Output Range
GCM1	60J	090	59	9039	154	480	↕
		100	65	9940	153	530	
		110	72	10999	153	590	
		120	80	12029	151	650	
		125	85	12604	148	700	
GCM2	60J	130	89	13169	148	710	↕
		145	100	14457	145	800	
GCM3	60J	160	111	15790	142	900	↕
		170	123	17220	140	970	
		180	133	17846	134	1050	

- Notes:
1. Nominal lumens. Normal tolerance $\pm 10\%$ due to factors including distribution type, LED bin variance, and ambient temperatures.
 2. System drive current values (maximum LED drive current is 350mA).

Performance Data: 4000K (40K) and 5000K (50K)

All data nominal. IES files for all CCTs available at leotek.com.

Product	LED Code	Output Code	System Wattage (W)	Delivered Lumens (Lm) ¹	Efficacy (Lm/W)	System Drive Current (mA) ²	Field Adjustable Output Range
GCM1	60J	095	59	9562	163	480	↕
		105	65	10525	162	530	
		115	72	11574	161	590	
		125	80	12746	160	650	
		135	85	13402	158	700	
GCM2	60J	140	89	13884	156	710	↕
		155	100	15400	154	800	
GCM3	60J	170	111	16872	152	900	↕
		185	123	18387	149	970	
		190	133	19072	143	1050	

- Notes:
1. Nominal lumens. Normal tolerance $\pm 10\%$ due to factors including distribution type, LED bin variance, and ambient temperatures.
 2. System drive current values (maximum LED drive current is 350mA).

BUG Ratings: 3000K (30K)

All data nominal. IES files for all CCTs are available at leotek.com.

Product & LED Code	Output Code	Type 2	Type 3R	Type 3F	Type 4	Type 5
		BUG Rating	BUG Rating	BUG Rating	BUG Rating	BUG Rating
GCM1 60J	090	B2-U0-G2	B2-U0-G2	B2-U0-G2	B2-U0-G2	B2-U0-G2
	100	B2-U0-G2	B2-U0-G2	B2-U0-G2	B2-U0-G2	B3-U0-G2
	110	B2-U0-G2	B2-U0-G2	B2-U0-G2	B2-U0-G2	B3-U0-G2
	120	B3-U0-G2	B2-U0-G2	B2-U0-G2	B2-U0-G2	B3-U0-G2
	125	B3-U0-G2	B2-U0-G2	B2-U0-G2	B2-U0-G2	B2-U0-G2
GCM2 60J	130	B3-U0-G3	B2-U0-G2	B2-U0-G2	B2-U0-G2	B4-U0-G2
	145	B3-U0-G3	B2-U0-G2	B2-U0-G2	B2-U0-G2	B4-U0-G2
GCM3 60J	160	B3-U0-G3	B3-U0-G3	B3-U0-G2	B3-U0-G2	B4-U0-G2
	170	B3-U0-G3	B3-U0-G3	B3-U0-G2	B3-U0-G3	B4-U0-G2
	180	B3-U0-G3	B3-U0-G3	B3-U0-G3	B3-U0-G3	B4-U0-G2

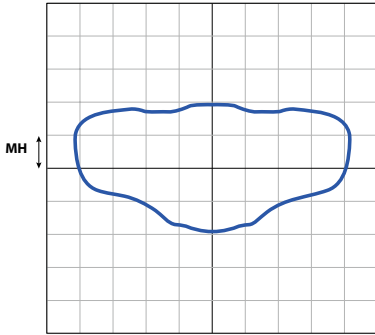
BUG Ratings: 4000K (40K) and 5000K (50K)

All data nominal. IES files for all CCTs are available at leotek.com.

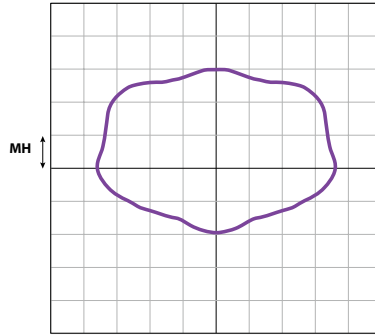
Product & LED Code	Output Code	Type 2	Type 3R	Type 3F	Type 4	Type 5
		BUG Rating	BUG Rating	BUG Rating	BUG Rating	BUG Rating
GCM1 60J	095	B2-U0-G2	B2-U0-G2	B2-U0-G2	B2-U0-G2	B3-U0-G2
	105	B2-U0-G2	B2-U0-G2	B2-U0-G2	B2-U0-G2	B3-U0-G2
	115	B2-U0-G2	B2-U0-G2	B2-U0-G2	B2-U0-G2	B3-U0-G2
	125	B3-U0-G3	B2-U0-G2	B2-U0-G2	B2-U0-G2	B4-U0-G2
	135	B3-U0-G3	B2-U0-G2	B2-U0-G2	B2-U0-G2	B4-U0-G2
GCM2 60J	140	B3-U0-G3	B2-U0-G2	B2-U0-G2	B2-U0-G2	B4-U0-G2
	155	B3-U0-G3	B2-U0-G2	B3-U0-G2	B3-U0-G2	B4-U0-G2
GCM3 60J	170	B3-U0-G3	B3-U0-G3	B3-U0-G3	B3-U0-G2	B4-U0-G2
	185	B3-U0-G3	B3-U0-G3	B3-U0-G3	B3-U0-G3	B4-U0-G2
	190	B3-U0-G3	B3-U0-G3	B3-U0-G3	B3-U0-G3	B4-U0-G2

Optical Distribution

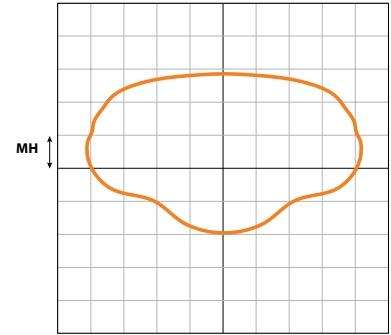
(Each square block represents one mounting height, MH)



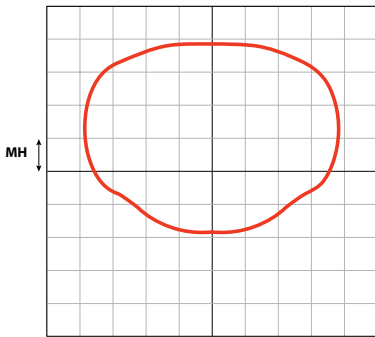
Type 2R



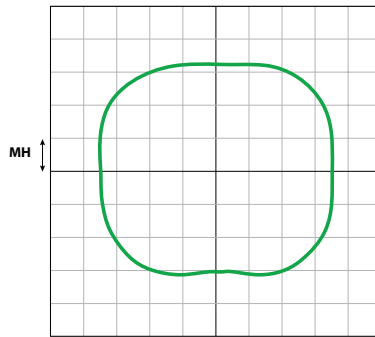
Type 3F



Type 3R



Type 4



Type 5