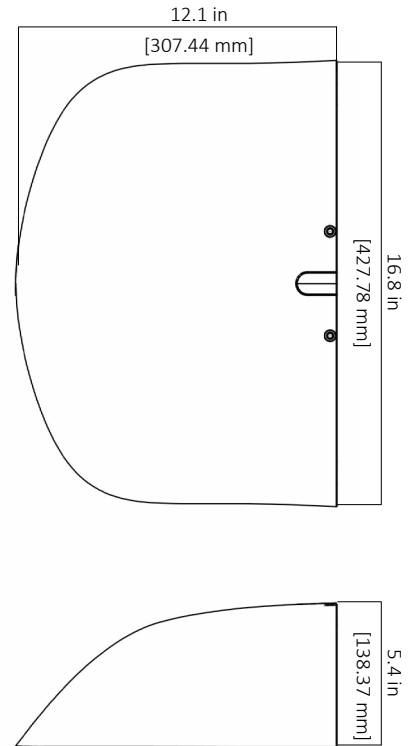


# Eseta™ LED Wall Sconce ES1

## Luminaire Data

**Weight** 9.9 lbs [4.5 kg]  
14.6 lbs [6.5kg] with EM, MS options



## Ordering Information

Sample Catalog No. ES1 24H MV NW W BK 700 EM

Product	No. & Type of LEDs	Voltage	Color Temperature <sup>1</sup>	Distribution	Finish <sup>2</sup>	Drive Current <sup>3</sup>	Options
ES1	24H 48H	MV	120-277V	W Wide FT Forward Throw	BK	350 350mA 530 530mA 700 700mA	PC <sup>6</sup> Photo Control
		HV	347-480V		DB		MSL2 <sup>4</sup> Motion Sensor, L2 Lens
					GY		MSL3 <sup>4</sup> Motion Sensor, L3 Lens
					WH		EM <sup>5</sup> Emergency Battery System
							FSIR100 Motion Sensor Configuration Tool

- Notes:
- Consult factory for other color temperatures.
  - Consult factory for non-standard finish options.
  - Factory set drive current, non-field adjustable. 700mA is not available for 48H version. Refer to performance data on page 2. Consult factory for other drive current options.
  - Motion Sensor available with MV only. Motion Sensor default setting dims luminaire to 50% when no motion is detected for 5 minutes. Field adjustable settings available using FSIR100 option.
  - Emergency Battery System available with MV only. 3-year limited warranty on Emergency Battery System.
  - Available with MV. Consult factory for HV option, single voltage only, either 347V or 480V.

# Eseta™ LED Wall Sconce

## ES1

### Luminaire Specifications

#### Housing

Die cast aluminum housing with back mounting plate and outdoor rated cable. Back mounting plate includes novel hanging features to allow one-person installation. Knockouts on the top and bottom of the housing allow conduit entry. Electrical components are accessed behind gasketed optical cover.

#### Light Emitting Diodes

Hi-flux/Hi-power white LEDs are tested in accordance with IES LM-80 testing procedures. Warm White (3000K), Neutral White (4000K) and Cool White (5000K) with minimum 70 CRI are standard. LEDs are 100% mercury and lead free.

#### Optical Systems

The OMNILENS™ system creates a low brightness source to reduce glare with precise Wide or Forward Throw distributions. Lens cover is UV stabilized, vandal-resistant polycarbonate. Luminaire produces 0% total lumens above 90° (BUG Rating, U=0).

### Performance Data

All data nominal, consult factory for IES files or LM-79 reports.

#### Electrical

Power supply features a minimum power factor of .90 and <20% Total Harmonic Distortion (THD). EMC meets or exceeds FCC CFR Part 15. Transient voltage complies with ANSI C62.41 Cat. A. Integral surge protector is tested per ANSI/IEEE C62.45 procedures based on ANSI/IEEE C62.41.2 definitions for standard and optional waveforms for Location Category C High.

#### Finish

Housing receives a fade and abrasion resistant epoxy polyester powder coat. Finish tested to withstand 5000 hours in salt spray exposure per ASTM B117. Finish tested 5000 hours in UV exposure per ASTM G154 and meets ASTM D523 gloss retention.

#### Listings/Ratings/Labels

Luminaires are UL listed for use in wet locations and emergency lighting in the United States and Canada. Ambient operating temperature is -40°C to 40°C with no accessories installed. Entire fixture maintains an IP66 and IK10 rating. DesignLights Consortium™ 3000K, 4000K and 5000K qualified product. Assembled in the United States.

#### Photometry

Luminaires are photometrically tested by certified independent testing laboratories in accordance with IES LM-79 testing procedures.

#### Lumen Maintenance

Models	TM-21 Lumen Maintenance (hours) at 25°C	
	At 50,000	At 100,000
ES1-24H	99%	97%
ES1-48H	97%	93%

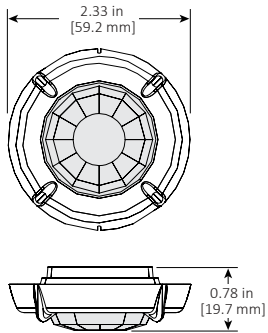
#### Warranty

10-year limited warranty is standard on luminaire and components. 5-year limited warranty on motion sensor and photo control. 3-year limited warranty on Emergency Battery System.

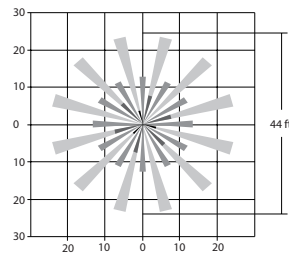
CCT	Two Distributions		Wide Distribution			Forward Throw Distribution		
	No. of LEDs & Type	Drive Current (mA)	System Wattage (W)	Delivered Lumens (Lm)	Efficacy (Lm/W)	System Wattage (W)	Delivered Lumens (Lm)	Efficacy (Lm/W)
3000K	24H	350	30	3205	108	28	3146	112
		530	45	4690	103	43	4604	108
		700	56	5641	101	53	5537	104
	48H	530	83	8826	106	81	8751	108
4000K	24H	350	29	3301	115	30	3471	117
		530	44	4541	104	43	4548	105
		700	59	5771	99	59	5738	98
	48H	530	82	8707	106	83	8466	102
5000K	24H	350	29	3730	130	30	3922	132
		530	44	5131	118	43	5139	119
		700	58	6521	112	56	6260	112
	48H	530	82	9839	120	84	9585	115

# Eseta™ LED Wall Sconce ES1

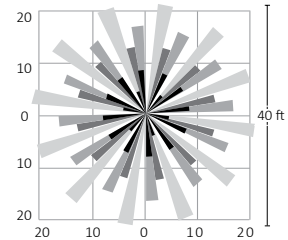
## Motion Sensor (Optional) Data



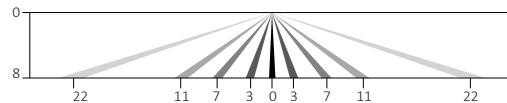
L2 Lens Coverage Top View



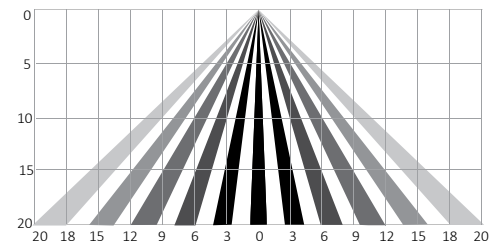
L3 Lens Coverage Top View



L2 Lens Coverage Side View



L3 Lens Coverage Side View



## Motion Sensor (Optional) Specifications

### Description

Digital passive infrared luminaire integrated outdoor occupancy sensor provides high/low/off control based on motion. Initial setup and subsequent sensor adjustments are made using a handheld configuration tool.

### Operation

Standard factory setting will dim the luminaire to 50% until motion is sensed and then it will power to 100%. When motion is not detected for five minutes, the luminaire will dim back to 50%. Ramp up and fade down times are adjustable, but initially set to NONE.

The percent dimming and time durations may be field adjusted as required using FSIR100 option. FSIR user guide available at: [www.wattstopper.com](http://www.wattstopper.com).

### Optical System

Multi-cell, multi-tier Fresnel lens with a 360 degree view detects unobstructed motion. L2 lens is designed for a mounting height up to 8 feet and detects motion up to 3 times mounting height. L3 lens is designed for a mounting height up to 20 feet and detects motion within one mounting height.

### Finish

Sensor exterior ring and lens are white polycarbonate, UV and impact resistant.

### Listings/Ratings

Sensor is TUV, UL and cUL listed, IP66 rated and CE compliant.

### Warranty

5-year limited warranty on luminaires and components with a motion sensor.

## Emergency Battery System (Optional) Specifications

### Description

Emergency battery system option provides a nominal 1900 lumens for a minimum of 90 minutes and can be specified with motion sensor option. Test switch and charging indicator light are visible and accessible on the optical cover.

### Listings/Ratings/Labels

Emergency LED driver and batteries are UL recognized and CSA certified. Emergency illumination time exceeds the National Electrical Code (NEC), Life Safety Code (NFPA-LSC), National Building Code of Canada (NBC), National Fire Code of Canada (NFC) and UL 90-minute requirements.

### Warranty

3-year limited warranty on Emergency Battery System.

### Temperature Rating

Ambient operating temperature is -20C to +60C.