


LED 9" Pedestrian Signal Module WM and EH Series Indications

Leading the LED Industry Since 1992

With over 7,000,000 units installed globally

Superior Performance and Reliability

- Significant energy and maintenance savings
- Exceptional color uniformity and readability
- Maintains 70% of the initial lumen intensity after 100,000 hours of operation
- Excellent moisture and dust resistance through complete O-ring sealing
- Multiple connections available for specific applications
- Robust hard-coated and UV-stabilized polycarbonate lens for increased longevity against the elements
- Built-in Constant Current Source (CCS)
- provides uniform light output from the first to the last modules
- Environmentally friendly
- 5-Year Limited Warranty

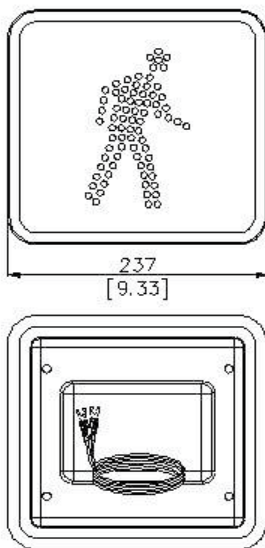


WM Series

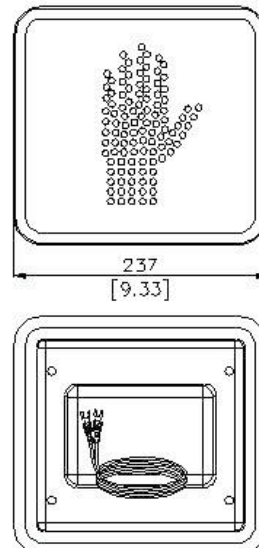


EH Series

Mechanical Dimensions [in(mm)]



WM Series



EH Series



Model Specifications and Ordering Options

LED Color/Type	LED Color/Type ● /AlInGaP, Lunar White ○ /InGaN		
Operating Temperature	-40°F to 165°F (-40°C to 74°C)	Total Harmonic Distortion (THD):	<20%
Operating Voltage:	80 - 135Vac, 60 Hz	Turn-On/Turn-Off Time	<75msec
Power Factor:	>0.90	Turn-Off Voltage:	>35Vac

Model Number and Color	Description	Wattage Drawn
9 inch		
TP09B-WM	Full Symbol - Lunar White Man	6.5W
TP09B-EH	Full Symbol - Portland Orange Hand	6W

Standard Conformance

- FCC Compliant for Electrical Noise
- MIL-STD-810F Moisture Resistant
- MIL-STD-8a83 Mechanical Vibration
- NEMA TS2 Transient Voltage Protection over 2000V